



Commercial L2+/L3 Switch





R&D Advantage

We have a large technical service team composed of 40 engineers, can provide OEM/ODM product customization, software function customization and other technical support. We are able to provide remote technical operation support within 24 hours, after-sales technical support such as real-time technical issues, video conferences, etc.



>60

SKUs developed per year




>40

R&D personnel



>10 years

Development experience



Factory View

HRUI has achieved significant manufacturing environment advantage and a complete industrial layout after years of hard work and precipitation.



2013

Company established



≥300

Employees



12000m²


Industrial Plant



≥250K pcs

Production per Month

Why choose HRUI ?



Product quality and reliability

With Advanced Manufacturing Processes and quality testing all in Shenzhen, HRUI is being the approved vendor supplying switches to many OEM/ODM/JDM brand customers around the world.



Factory Capability and Capacity

ISO9001/14001/45001 Manufacturing Lines; Capacity of over 2 Million pcs of switches per year. Qualified by lots of world famous brand customers, and audited by CE/Anatel/UL.



Networking Product Development

>40 R&D personnel, >60 Switch SKUs developed per year, >10 years of experiences in developing networking switches and firmwares.



Can Pass Regulatory Certificates

Capable of getting major regulatory certificates (CE, FCC,UL, CB, KC, ANATEL, etc.)

Managed Ethernet Switch

				
Model	HR-SWG2082NS	HR-SWG20244S	HR-SWTG3424S	HR-SWTG3448S
Port Rate	8*GE + 2*1G SFP	24*GE + 4* 1G SFP	24*GE + 4* 10G SFP+	48*GE + 4* 10G SFP+
Power Input	AC 100-240V	AC 100-240V	AC 100-240V	AC 100-240V
Bandwidth	20Gbps	56Gbps	128Gbps	176Gbps
MAC Address Table	8K	8K	8K	8K
TCTIP Laye	L2+	L2+	L3	L3
Surge Protection	6KV	6KV	6KV	6KV
Product Size(mm)	268*181*44mm	440*205*44mm	440*205*44mm	440*280*44mm




Managed Ethernet Switch

				
Model	HR-SWTG342408F	HR-SWTG3648S	HR-SWTG3624AS	HR-SWTG3C12F
Port Rate	24*1G SFP + 8GE(Combo) + 4*10G SFP+	48*GE + 6*10G SFP+	24*2.5GE + 6*10G SFP+	12*10G SFP+
Power Input	AC 100-240V	AC 100-240V	AC 100-240V	AC 100-240V
Bandwidth	128Gbps	216Gbps	240Gbps	240Gbps
MAC Address Table	16K	8K	32K	32K
TCTIP Laye	L3	L3	L3	L3
Surge Protection	6KV	6KV	6KV	6KV
Product Size(mm)	440*205*44mm	440*346*44mm	440*280*44mm	440*205*44mm

Managed PoE Switch

				
Model	HR-AFGM-82NS	HR-AFGM-1622S	HR-AFGM-2444S	HR200-AFGM-SWTG3424S
Port Rate	8*GE PoE + 2*1G SFP	16*GE PoE + 2*GE/SFP(Combo)	24*GE PoE + 4*GE/SFP(Combo)	24*GE PoE + 4*10G SFP+
PoE Port	8	16	24	24
Power Input	AC 100-240V	AC 100-240V	AC 100-240V	AC 100-240V
Total Power	120/150W	200/300W	300/400W	400W
Bandwidth	20Gbps	40Gbps	56Gbps	128Gbps
MAC Address Table	8K	8K	8K	16K
TCTIP Layer	L2+	L2+	L2+	L3
Surge Protection	6KV	6KV	6KV	6KV
Product Size(mm)	268*181*44mm	440*205*44mm	445*280*44mm	440*280*44mm

Managed PoE Switch

			
Model	HR-AXGM-SWTG3448S	HR-AFGM-SWTG3648S	HR-AXGM-SWTG3624AS-450
Port Rate	48*GE PoE + 4*10G SFP+	48*GE PoE + 6*10G SFP+	24*2.5GE PoE + 6*10G SFP+
PoE Port	48	48	24
Power Input	AC 100-240V	AC 100-240V	AC 100-240V
Total Power	400/650/800W	450/900W	450W
Bandwidth	176Gbps	216Gbps	240Gbps
MAC Address Table	32K	8K	32K
TCTIP Layer	L3	L3	L3
Surge Protection	6KV	6KV	6KV
Product Size(mm)	440*360*44mm	440*346*44mm	440*280*44mm