




Industrial Switch





R&D Advantage

We have a large technical service team composed of 40 engineers, can provide OEM/ODM product customization, software function customization and other technical support. We are able to provide remote technical operation support within 24 hours, after-sales technical support such as real-time technical issues, video conferences, etc.



>60

SKUs developed per year




>40

R&D personnel



>10 years

Development experience



Factory View

HRUI has achieved significant manufacturing environment advantage and a complete industrial layout after years of hard work and precipitation.



2013

Company established



≥300

Employees



12000m²


Industrial Plant



≥250K pcs

Production per Month

Why choose HRUI ?




Product Quality and Reliability

With Advanced Manufacturing Processes and quality testing all in Shenzhen, HRUI is being the approved vendor supplying switches to many OEM/ODM/JDM brand customers around the world.



Factory Capability and Capacity

ISO9001/14001/45001 Manufacturing Lines; Capacity of over 2 Million pcs of switches per year. Qualified by lots of world famous brand customers, and audited by CE/Anatel/UL.



Networking Product Development

>40 R&D personnel, >60 Switch SKUs developed per year, >10 years of experiences in developing networking switches and firmwares.



Can Pass Regulatory Certificates

Capable of getting major regulatory certificates (CE, FCC,UL, CB, KC, ANATEL, etc.)

Industrial PoE switch




				
Model	HR500-AF-41	HR500-AF-42	HR500-AX-811GS	HR500-AFG-411S
Port Rate	4*FE PoE + 1*FE	4*FE PoE + 2*FE	8*FE PoE + 1*GE + 1*1G SFP	4*GE PoE + 1*GE + 1*1G SFP
Power Input	DC 48-55V	DC 48-55V	DC 48-55V	DC 48-55V
PoE Standard	IEEE 802.3af/at	IEEE802.3 af/at	IEEE 802.3af/at/bt	IEEE 802.3af/at
Bandwidth	1Gbps	1.2Gbps	5.6Gbps	12Gbps
VLAN	√	√	√	√
250m Extend	√	√	√	√
Surge Protection	6KV	6KV	6KV	6KV
ESD	15KV	15KV	15KV	15KV
Working Temperature	-40~75°C	-40~75°C	-40~75°C	-40~75°C
Product Size(mm)	119*87*28mm	120*87*30mm	138*108*44mm	120*87*30mm

Industrial PoE switch



Model	HR500-AXG-411S	HR500-AXG-42S	HR500-AFG-82S
Port Rate	4*GE PoE + 1*GE + 1*1G SFP	4*GE PoE + 2*1G SFP	8*GE PoE + 2*1G SFP
Power Input	DC 48-55V	DC 48-55V	DC 48-55V
PoE Standard	IEEE802.3 af/at/bt	IEEE802.3 af/at/bt	IEEE 802.3af/at
Bandwidth	12Gbps	12Gbps	20Gbps
VLAN	√	√	/
250m Extend	√	√	/
Surge Protection	6KV	6KV	6KV
ESD	15KV	15KV	15KV
Working Temperature	-40~75°C	-40~75°C	-40~75°C
Product Size(mm)	120*87*30mm	120*87*30mm	160*135*44mm

Industrial Managed PoE Switch

				
Model	HR500-AFGM-42S	HR500-AXGM-82S	HR500-AXGM-84S	HR600-AFGM-42S
Port Rate	4*GE PoE + 2*1G SFP	8*GE PoE + 2*1G SFP	8*GE PoE + 4*1G SFP	4*GE PoE + 2*1G SFP
Power Input	DC 48-55V	DC 48-55V	DC 48-55V	DC 48-55V
PoE Standard	IEEE802.3 af/at	IEEE802.3 af/at/bt	IEEE802.3 af/at/bt	IEEE802.3 af/at
Bandwidth	12Gbps	20Gbps	24Gbps	12Gbps
TCTIP Layer	L2+	L2+	L2+	L2+
Surge Protection	6KV	6KV	6KV	6KV
ESD	15KV	15KV	15KV	15KV
Working Temperature	-40~75°C	-40~75°C	-40~75°C	-40~85°C
Product Size(mm)	138*108*44mm	138*108*44mm	165*108*44mm	145*108*40mm

Industrial Managed PoE Switch



Model	HR600-BTGM-42AS	HR600-AFGM-82S	HR600-AXGM-82AS
Port Rate	4*GE PoE + 2*2.5G SFP	8*GE PoE + 2*1G SFP	8*GE PoE + 2*2.5GE SFP
Power Input	DC 48-55V	DC 48-55V	DC 48-55V
PoE Standard	IEEE 802.3af/at/bt	IEEE802.3 af/at	IEEE802.3 af/at/bt
Bandwidth	18Gbps	20Gbps	26Gbps
TCTIP Layer	L2+	L2+	L2+
Surge Protection	6KV	6KV	6KV
ESD	15KV	15KV	15KV
Working Temperature	-40~85°C	-40~85°C	-40~85°C
Product Size(mm)	145*125*40mm	165*130*65mm	165*130*65mm

Industrial Managed PoE Switch



Model	HR600-AFGM-SWG20824AS	HR600-AFGM-SWG20104AS	HR600-AXGM-SWG20104AS
Port Rate	8*GE PoE+ 2*GE + 2* 1G SFP + 2*2.5GE SFP	10*GE PoE + 2*1G SFP + 2*2.5GE SFP	10*GE PoE + 2*1G SFP + 2*2.5GE SFP
Power Input	DC 48-55V	DC 48-55V	DC 48-55V
PoE Standard	IEEE802.3 af/at	IEEE802.3 af/at	IEEE 802.3af/at/bt
Bandwidth	34Gbps	34Gbps	34Gbps
TCTIP Layer	L2+	L2+	L2+
Surge Protection	6KV	6KV	6KV
ESD	15KV	15KV	15KV
Working Temperature	-40~85°C	-40~85°C	-40~85°C
Product Size(mm)	188*130*65mm	188*130*65mm	188*130*65mm

Industrial Ethernet Switch



			
Model	HR500-SW1050	HR500-SW1060	HR500-SW10811GS
Port Rate	4*FE + 1*FE	4*FE + 2*FE	8*FE + 1*GE + 1*1G SFP
Power Input	DC 12-55V	DC 12-55V	DC 12-55V
Bandwidth	1.0Gbps	1.2Gbps	5.6Gbps
VLAN	/	/	√
250m Extend	√	√	√
Surge Protection	6KV	6KV	6KV
ESD	15KV	15KV	15KV
Working Temperature	-40~75°C	-40~75°C	-40~75°C
Product Size(mm)	100*76.5*30mm	119*87*28mm	138*108*44mm

Industrial Ethernet Switch



Model	HR500-SWG10411S	HR500-SWG1042S	HR500-SWG0082S
Port Rate	4*GE + 1*GE + 1*1G SFP	4*GE + 2*1G SFP	8*GE + 2*1G SFP
Power Input	DC 12-55V	DC 12-55V	DC 12-55V
Bandwidth	12Gbps	12Gbps	20Gbps
VLAN	√	√	√
TCTIP Layer	√	√	√
Surge Protection	6KV	6KV	6KV
ESD	15KV	15KV	15KV
Working Temperature	-40~75°C	-40~75°C	-40~75°C
Product Size(mm)	120*87*30mm	120*87*30mm	160*135*44mm

Industrial Managed Ethernet Switch

				
Model	HR500-SWG2082S	HR500-SWG2042S	HR500-SWG2082S	HR500-SWG2084S
Port Rate	8*GE + 2*1G SFP	4*GE + 2*1G SFP	8*GE + 2*1G SFP	8*GE + 4*1G SFP
Power Input	DC 12-55V	DC 12-55V	DC 12-55V	DC 12-55V
Bandwidth	20Gbps	12Gbps	20Gbps	24Gbps
TCTIP Layer	Web Managed	L2+	L2+	L2+
Surge Protection	6KV	6KV	6KV	6KV
ESD	15KV	15KV	15KV	15KV
Working Temperature	-40~75°C	-40~75°C	-40~75°C	-40~75°C
Product Size(mm)	160*135*44mm	138*108*44mm	138*108*44mm	165*108*44mm





Industrial Managed Ethernet Switch

				
Model	HR600-SWG2042S	HR600-SWG2042AS	HR600-SWG2082S	HR600-SWG2082AS
Port Rate	4*GE + 2*1G SFP	4*GE + 2*2.5G SFP	8*GE + 2*1G SFP	8*GE + 2*2.5G SFP
Power Input	DC 12-55V	DC 12-55V	DC 12-55V	DC 12-55V
Bandwidth	12Gbps	18Gbps	20Gbps	26Gbps
TCTIP Layer	L2+	L2+	L2+	L2+
Surge Protection	6KV	6KV	6KV	6KV
ESD	15KV	15KV	15KV	15KV
Working Temperature	-40~85°C	-40~85°C	-40~85°C	-40~85°C
Product Size(mm)	145*125*40mm	145*125*40mm	165*130*65mm	165*130*65mm



Industrial Managed Ethernet Switch

				
Model	HR600-SWG20824AS	HR600-SWG2086AS	HR600-SWG20104S	HR600-SWG20104AS
Port Rate	10*GE + 2*1G SFP + 2*2.5GE SFP	8*GE + 4*1G SFP + 2*2.5GE SFP	10*GE + 4*1G SFP	10*GE + 2*1G SFP + 2*2.5GE SFP
Power Input	DC 12-55V	DC 12-55V	DC 12-55V	DC 12-55V
Bandwidth	34Gbps	28Gbps	28Gbps	34Gbps
TCTIP Layer	L2+	L2+	L2+	L2+
Surge Protection	6KV	6KV	6KV	6KV
ESD	15KV	15KV	15KV	15KV
Working Temperature	-40~85℃	-40~85℃	-40~85℃	-40~85℃
Product Size(mm)	188*130*65mm	188*130*65mm	165*130*65mm	165*130*65mm

Industrial Managed Ethernet Switch with Bypass

				
Model	HR600-SWG2082AS-BP	HR600-SWG20104S-BP	HR600-SWG20824AS-BP	HR600-SWG2086AS-BP
Port Rate	8*GE + 2*2.5G SFP	10*GE + 4*1G SFP	10*GE + 2*1G SFP + 2*2.5GE SFP	8*GE + 4*1G SFP + 2*2.5GE SFP
Power Input	DC 12-55V	DC 12-55V	DC 12-55V	DC 12-55V
Bandwidth	26Gbps	34Gbps	34Gbps	28Gbps
MAC Address Table	8K	8K	8K	8K
TCTIP Layer	L2+	L2+	L2+	L2+
Bypass Protection	√	√	√	√
Surge Protection	6KV	6KV	6KV	6KV
ESD	15KV	15KV	15KV	15KV
Working Temperature	-40~85°C	-40~85°C	-40~85°C	-40~85°C
Product Size(mm)	165*130*65mm	165*130*65mm	188*130*65mm	188*130*65mm

Industrial Managed PoE Switch with Bypass

				
Model	HR600-AXGM-82AS-BP	HR600-AXGM-SWG20104AS-BP	HR600-AFGM-SWG20824AS-BP	HR600-AXGM-SWG2086AS-BP
Port Rate	8*GE PoE + 2*2.5G SFP	10*GE PoE + 2*1G SFP + 2*2.5GE SFP	8*GE PoE + 2*GE + 2* 1G SFP + 2*2.5GE SFP	8*GE PoE + 4*1G SFP + 2*2.5GE SFP
Power Input	DC 48-55V	DC 48-55V	DC 48-55V	DC 48-55V
PoE Standard	IEEE 802.3af/at/bt	IEEE 802.3af/at/bt	IEEE802.3 af/at	IEEE802.3 af/at/bt
Bandwidth	26Gbps	34Gbps	34Gbps	28Gbps
MAC Address Table	8K	8K	8K	8K
TCTIP Layer	L2+	L2+	L2+	L2+
Bypass Protection	√	√	√	√
Surge Protection	6KV	6KV	6KV	6KV
ESD	15KV	15KV	15KV	15KV
Working Temperature	-40~85°C	-40~85°C	-40~85°C	-40~85°C
Product Size(mm)	160*130*65mm	188*130*64mm	188*130*65mm	188*130*65mm